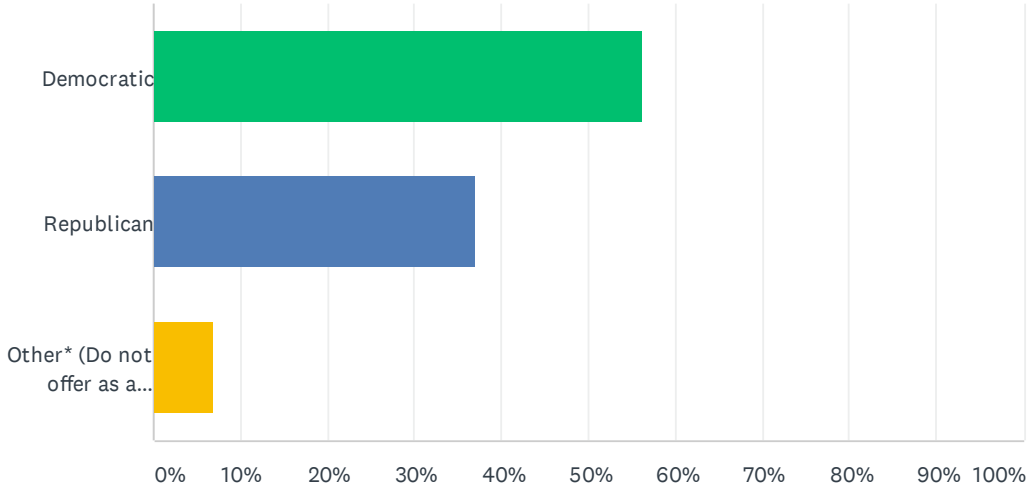


# Q1 In what political party are you registered?

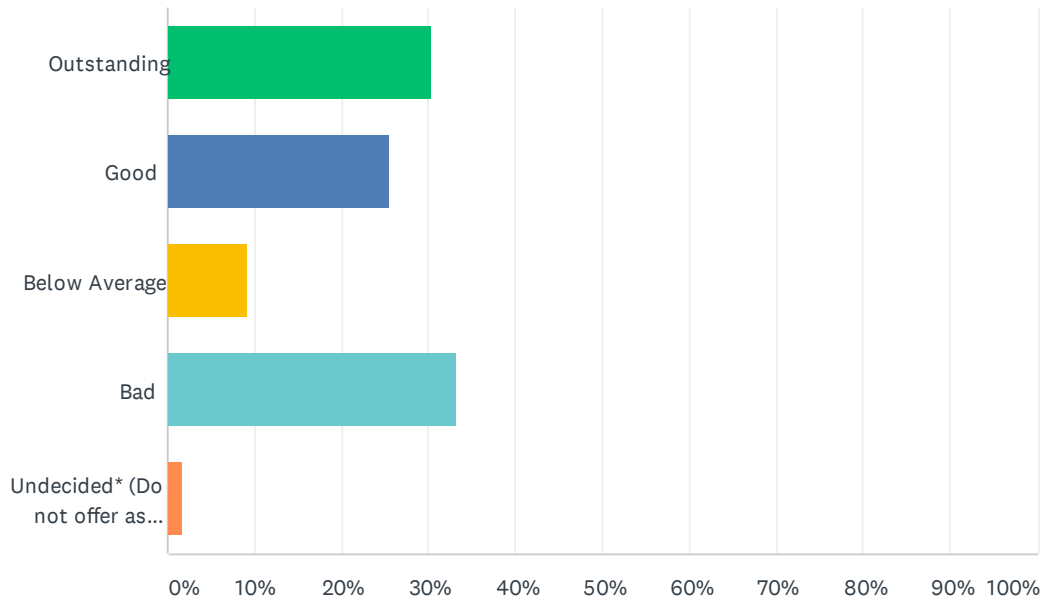
Answered: 249 Skipped: 2



ANSWER CHOICES	RESPONSES	
Democratic	56.22%	140
Republican	36.95%	92
Other* (Do not offer as a choice)	6.83%	17
TOTAL		249

## Q2 How do you feel President Donald Trump has done in his job so far?

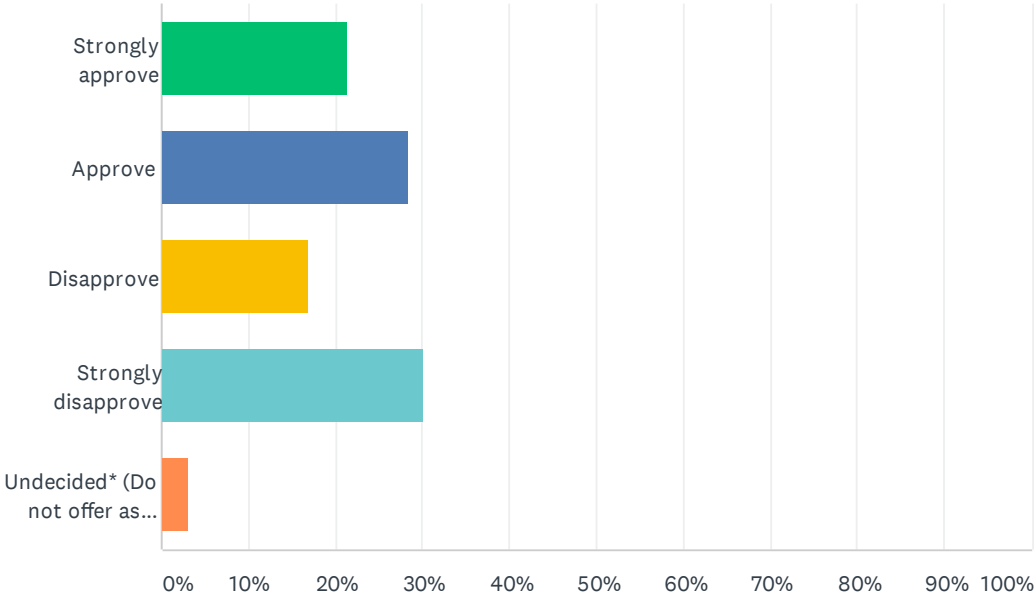
Answered: 250 Skipped: 1



ANSWER CHOICES	RESPONSES	
Outstanding	30.40%	76
Good	25.60%	64
Below Average	9.20%	23
Bad	33.20%	83
Undecided* (Do not offer as a choice)	1.60%	4
<b>TOTAL</b>		<b>250</b>

### Q3 How strongly do you approve or disapprove of President Donald Trump's handling of the COVID-19 pandemic?

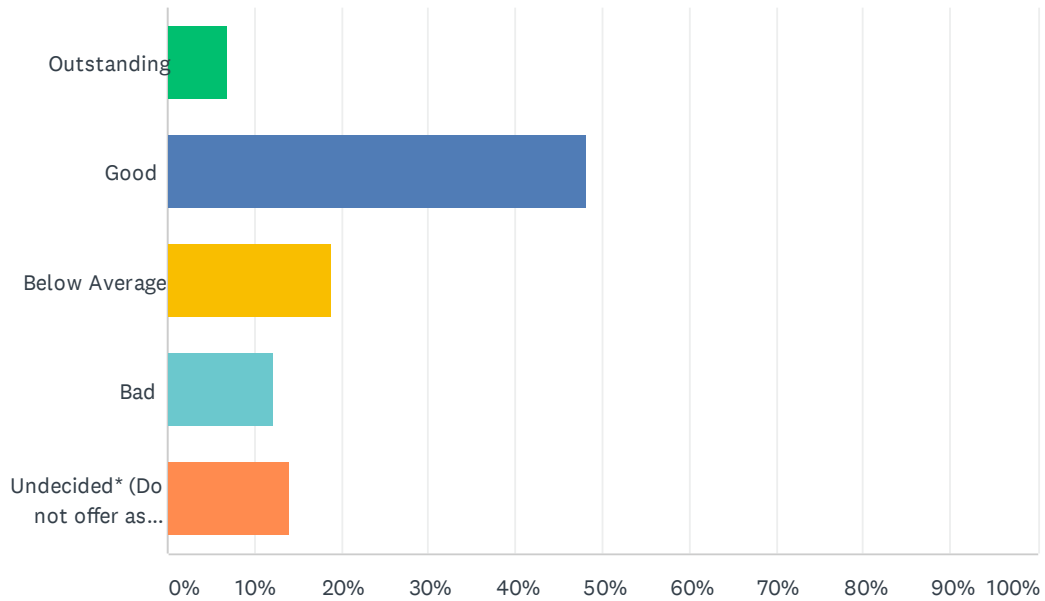
Answered: 249 Skipped: 2



ANSWER CHOICES	RESPONSES	
Strongly approve	21.29%	53
Approve	28.51%	71
Disapprove	16.87%	42
Strongly disapprove	30.12%	75
Undecided* (Do not offer as a choice)	3.21%	8
TOTAL		249

## Q4 How do you feel Kentucky legislators have done their job so far?

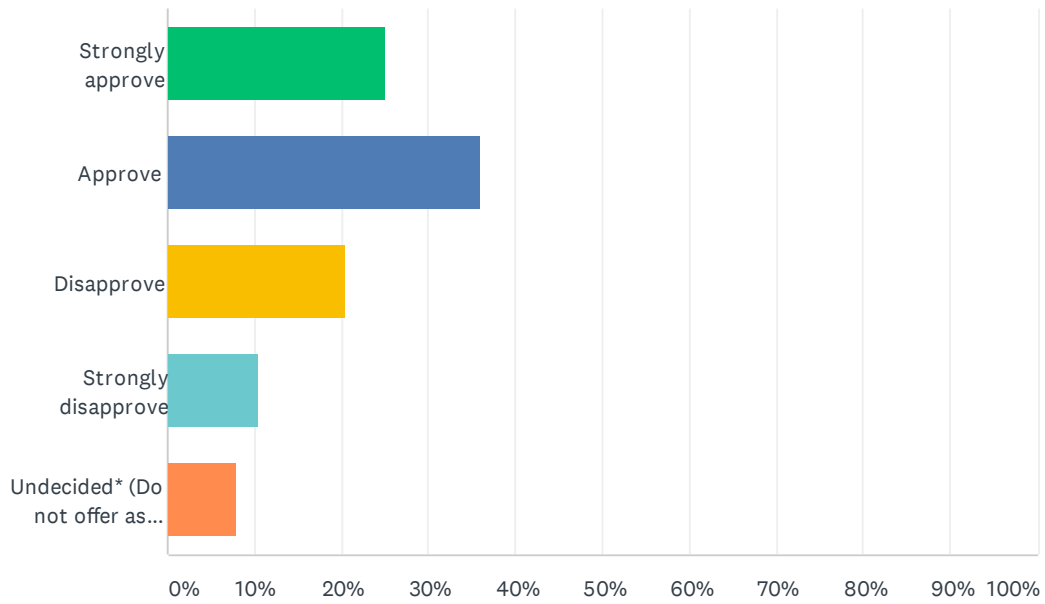
Answered: 249 Skipped: 2



ANSWER CHOICES	RESPONSES
Outstanding	6.83% 17
Good	48.19% 120
Below Average	18.88% 47
Bad	12.05% 30
Undecided* (Do not offer as a choice)	14.06% 35
<b>TOTAL</b>	<b>249</b>

## Q5 How strongly do you approve or disapprove of Governor Andy Beshear's handling of the COVID-19 pandemic?

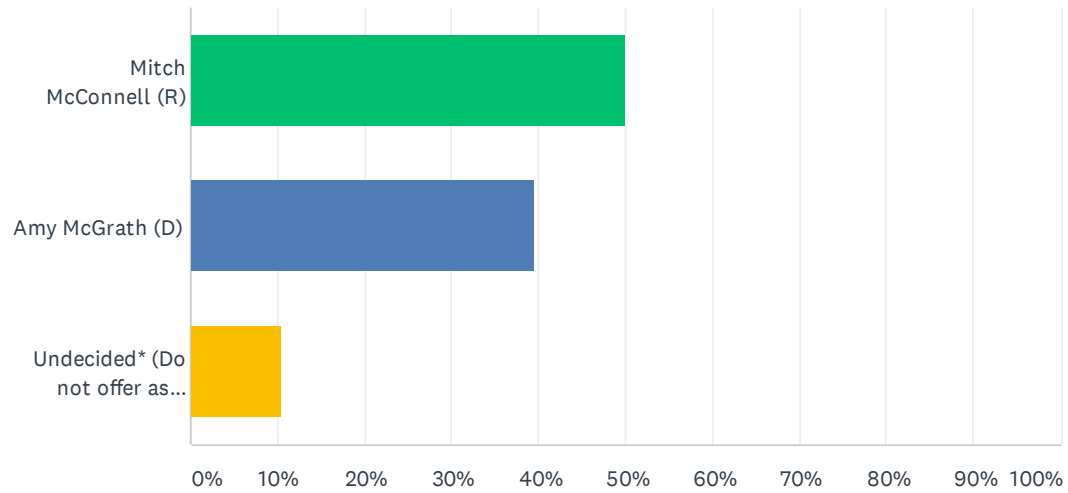
Answered: 250 Skipped: 1



ANSWER CHOICES	RESPONSES	
Strongly approve	25.20%	63
Approve	36.00%	90
Disapprove	20.40%	51
Strongly disapprove	10.40%	26
Undecided* (Do not offer as a choice)	8.00%	20
<b>TOTAL</b>		<b>250</b>

## Q6 If the U.S. Senate election was held today, who would you vote for?

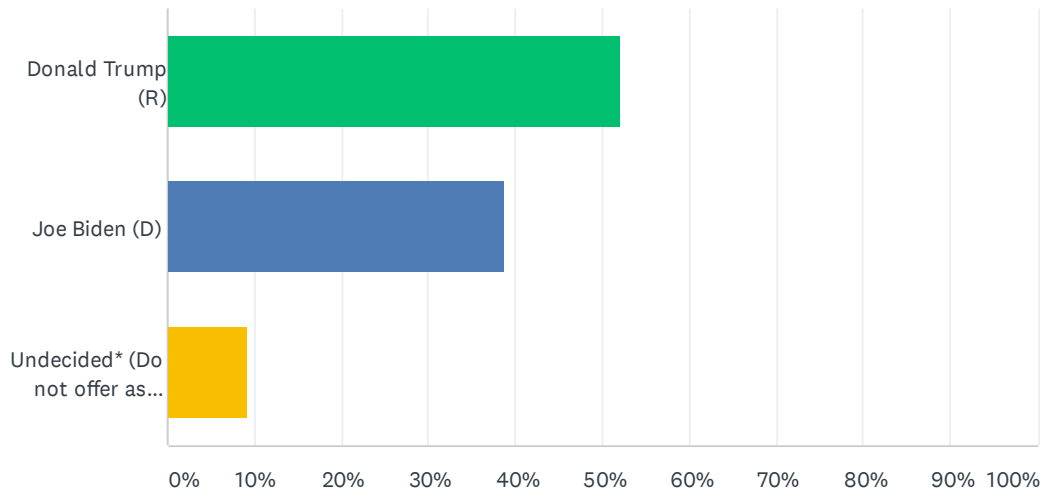
Answered: 250 Skipped: 1



ANSWER CHOICES	RESPONSES	
Mitch McConnell (R)	50.00%	125
Amy McGrath (D)	39.60%	99
Undecided* (Do not offer as a choice)	10.40%	26
TOTAL		250

## Q7 If the U.S. presidential election was held today, who would you vote for?

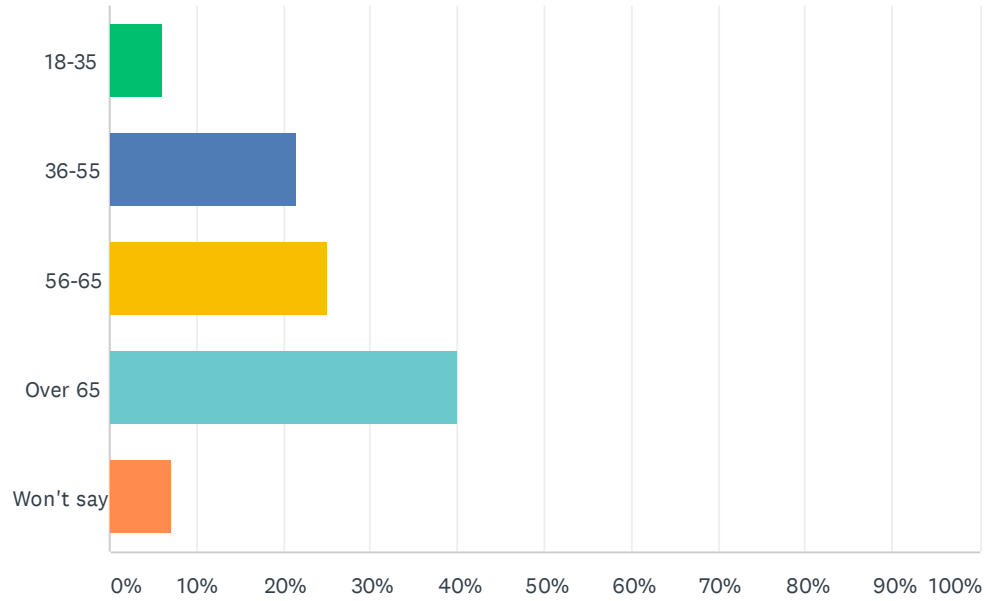
Answered: 250 Skipped: 1



ANSWER CHOICES	RESPONSES	
Donald Trump (R)	52.00%	130
Joe Biden (D)	38.80%	97
Undecided* (Do not offer as a choice)	9.20%	23
TOTAL		250

## Q8 What is your age category?

Answered: 250 Skipped: 1

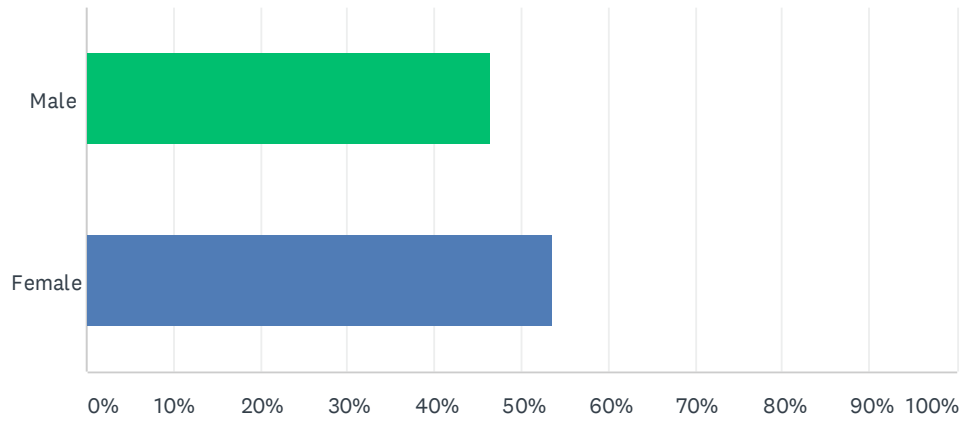


ANSWER CHOICES	RESPONSES	
18-35	6.00%	15
36-55	21.60%	54
56-65	25.20%	63
Over 65	40.00%	100
Won't say	7.20%	18
<b>TOTAL</b>		<b>250</b>



### Q9 \* Gender [DON'T ASK - JUST MARK]

Answered: 250 Skipped: 1



ANSWER CHOICES	RESPONSES	
Male	46.40%	116
Female	53.60%	134
TOTAL		250

## Q10 Name of person called

Answered: 250 Skipped: 1

## Q11 Phone number of person called (with area code)

Answered: 250 Skipped: 1

## Q12 Your name

Answered: 249 Skipped: 2