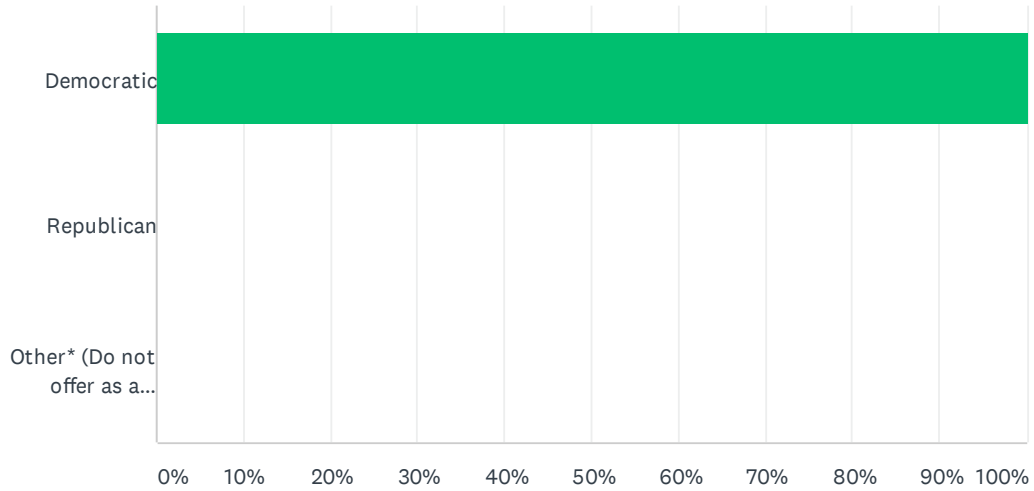


Q1 In what political party are you registered?

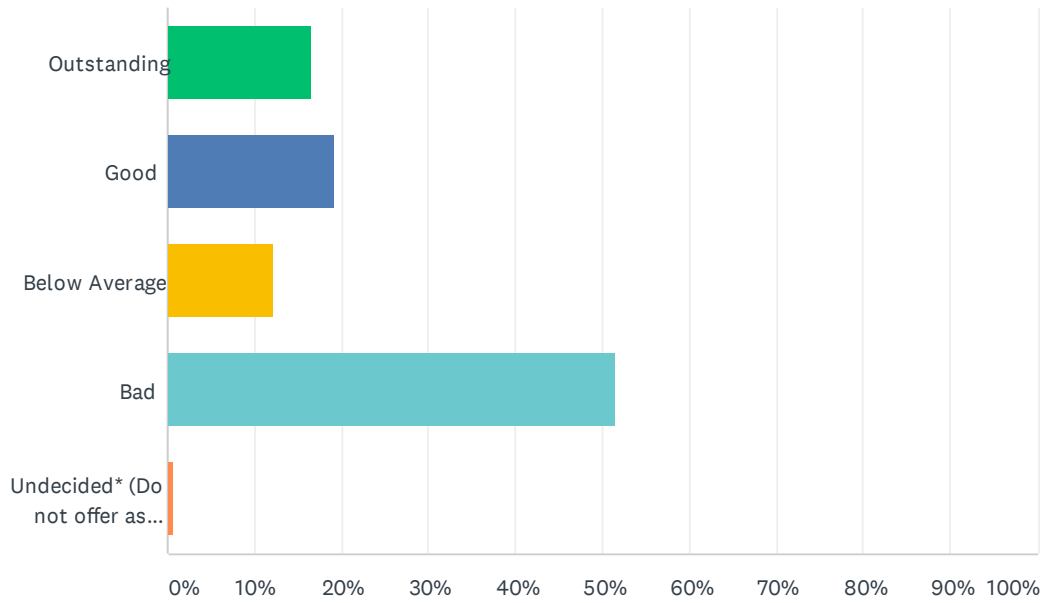
Answered: 140 Skipped: 0



ANSWER CHOICES	RESPONSES	
Democratic	100.00%	140
Republican	0.00%	0
Other* (Do not offer as a choice)	0.00%	0
TOTAL		140

Q2 How do you feel President Donald Trump has done in his job so far?

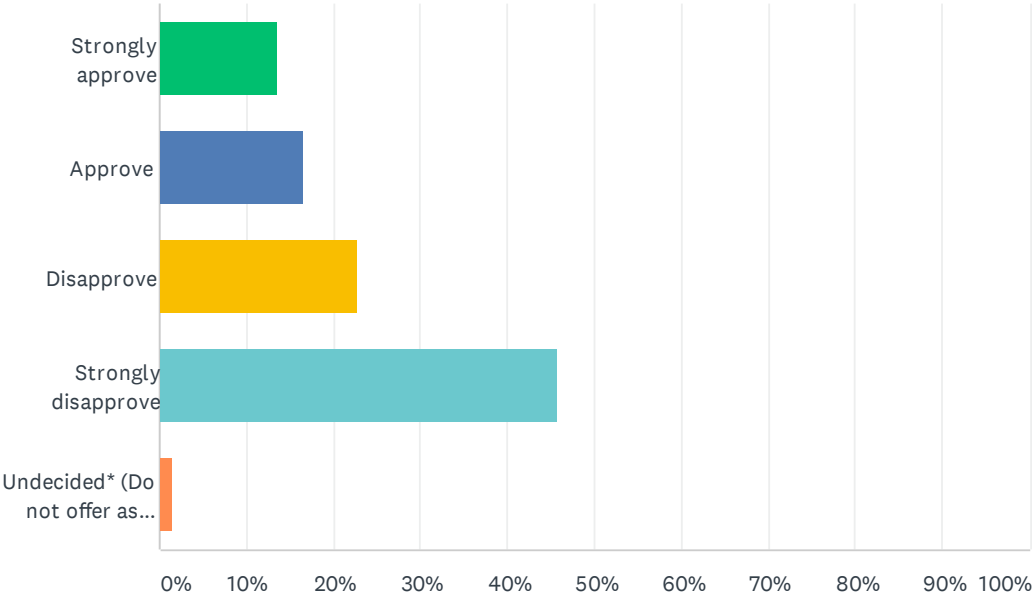
Answered: 140 Skipped: 0



ANSWER CHOICES	RESPONSES
Outstanding	16.43% 23
Good	19.29% 27
Below Average	12.14% 17
Bad	51.43% 72
Undecided* (Do not offer as a choice)	0.71% 1
TOTAL	140

Q3 How strongly do you approve or disapprove of President Donald Trump's handling of the COVID-19 pandemic?

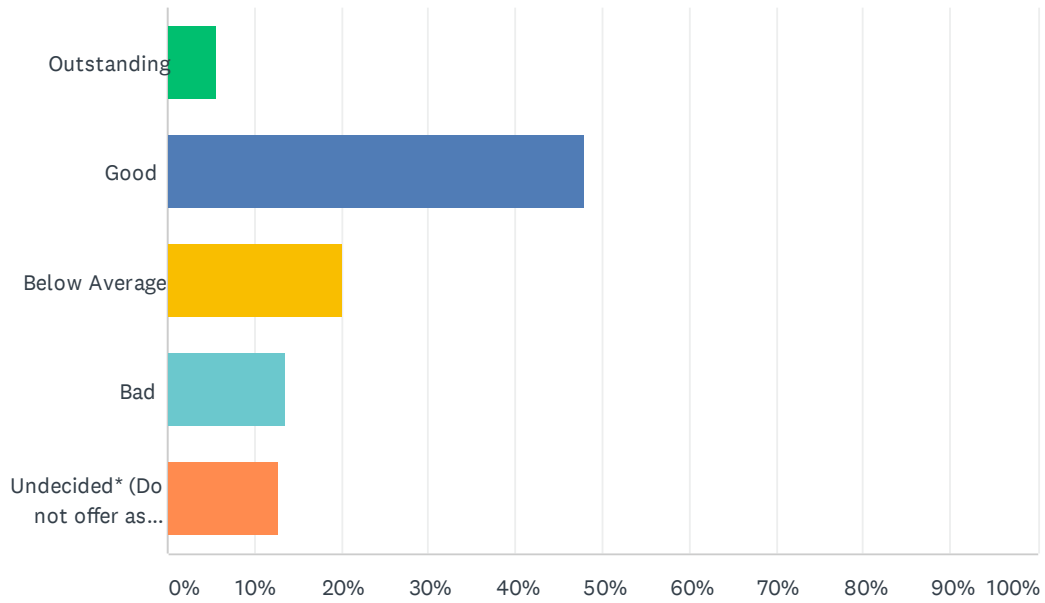
Answered: 140 Skipped: 0



ANSWER CHOICES	RESPONSES	
Strongly approve	13.57%	19
Approve	16.43%	23
Disapprove	22.86%	32
Strongly disapprove	45.71%	64
Undecided* (Do not offer as a choice)	1.43%	2
TOTAL		140

Q4 How do you feel Kentucky legislators have done their job so far?

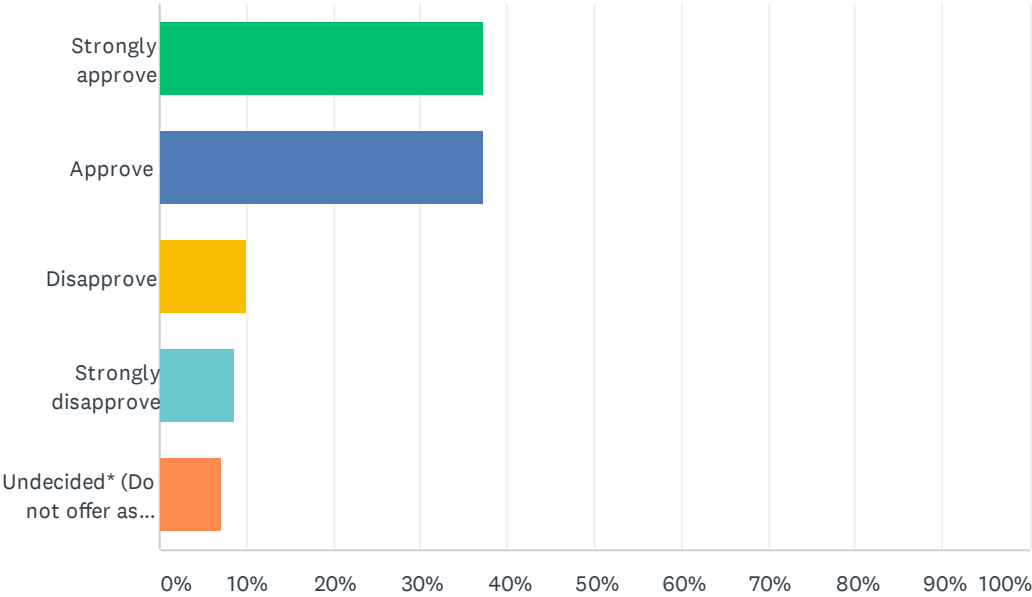
Answered: 140 Skipped: 0



ANSWER CHOICES	RESPONSES	
Outstanding	5.71%	8
Good	47.86%	67
Below Average	20.00%	28
Bad	13.57%	19
Undecided* (Do not offer as a choice)	12.86%	18
TOTAL		140

Q5 How strongly do you approve or disapprove of Governor Andy Beshear's handling of the COVID-19 pandemic?

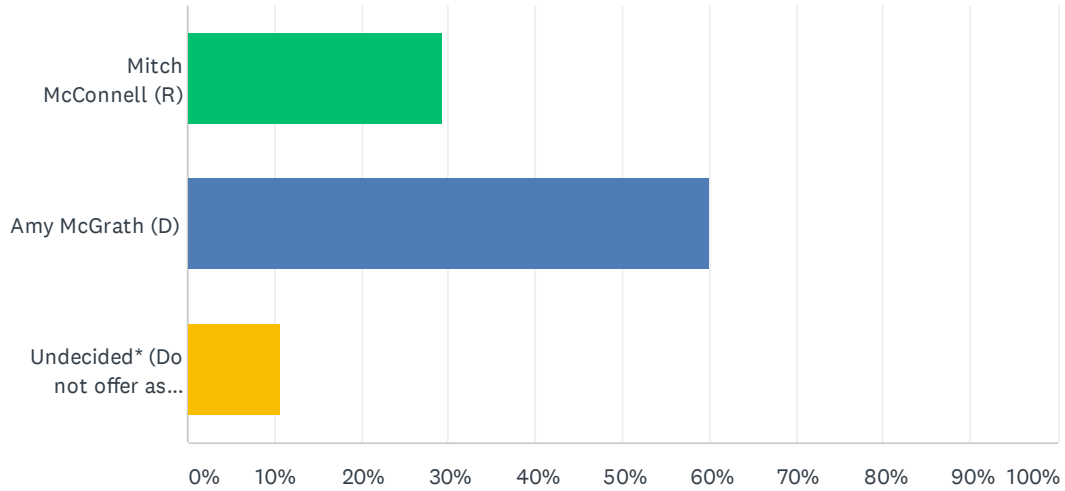
Answered: 140 Skipped: 0



ANSWER CHOICES	RESPONSES	
Strongly approve	37.14%	52
Approve	37.14%	52
Disapprove	10.00%	14
Strongly disapprove	8.57%	12
Undecided* (Do not offer as a choice)	7.14%	10
TOTAL		140

Q6 If the U.S. Senate election was held today, who would you vote for?

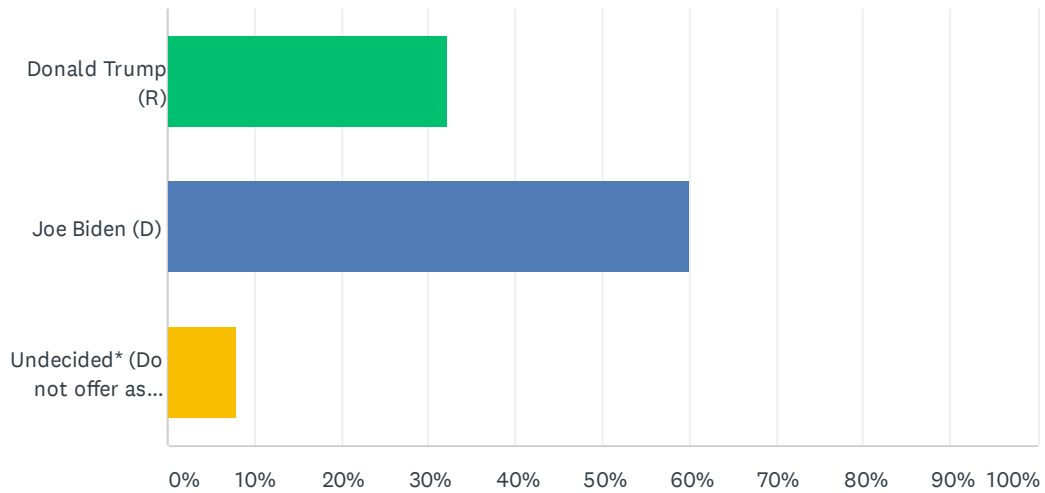
Answered: 140 Skipped: 0



ANSWER CHOICES	RESPONSES	
Mitch McConnell (R)	29.29%	41
Amy McGrath (D)	60.00%	84
Undecided* (Do not offer as a choice)	10.71%	15
TOTAL		140

Q7 If the U.S. presidential election was held today, who would you vote for?

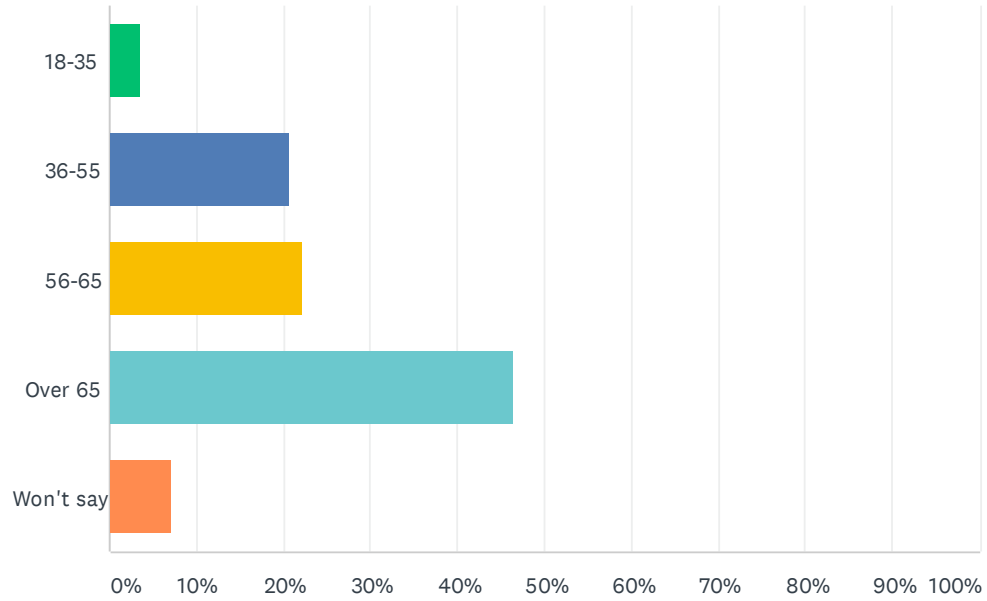
Answered: 140 Skipped: 0



ANSWER CHOICES	RESPONSES	
Donald Trump (R)	32.14%	45
Joe Biden (D)	60.00%	84
Undecided* (Do not offer as a choice)	7.86%	11
TOTAL		140

Q8 What is your age category?

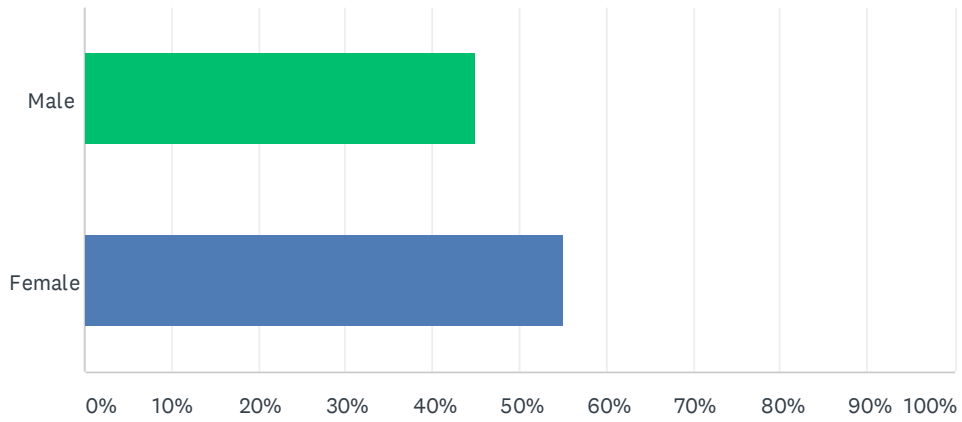
Answered: 140 Skipped: 0



ANSWER CHOICES	RESPONSES
18-35	3.57% 5
36-55	20.71% 29
56-65	22.14% 31
Over 65	46.43% 65
Won't say	7.14% 10
TOTAL	140

Q9 * Gender [DON'T ASK - JUST MARK]

Answered: 140 Skipped: 0



ANSWER CHOICES	RESPONSES	
Male	45.00%	63
Female	55.00%	77
TOTAL		140

Q10 Name of person called

Answered: 140 Skipped: 0

Q11 Phone number of person called (with area code)

Answered: 140 Skipped: 0

Q12 Your name

Answered: 140 Skipped: 0