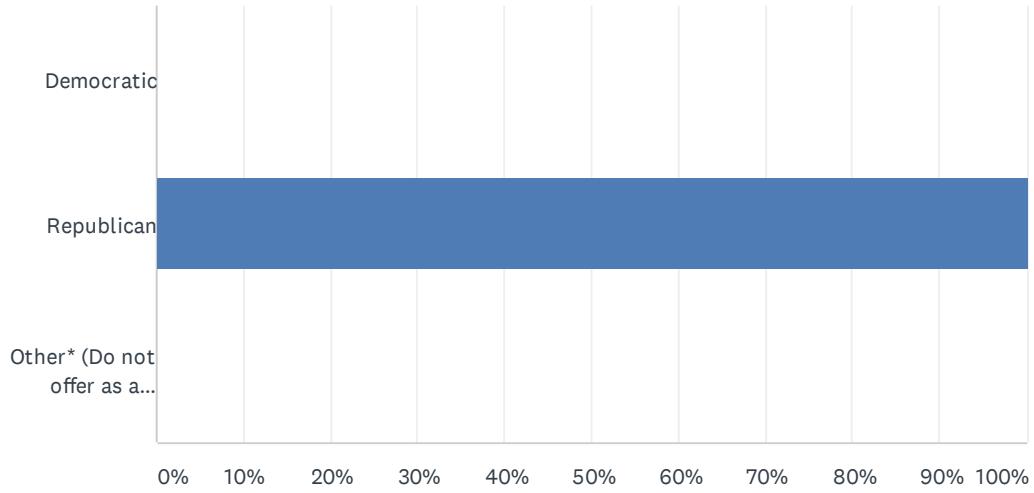


# Q1 In what political party are you registered?

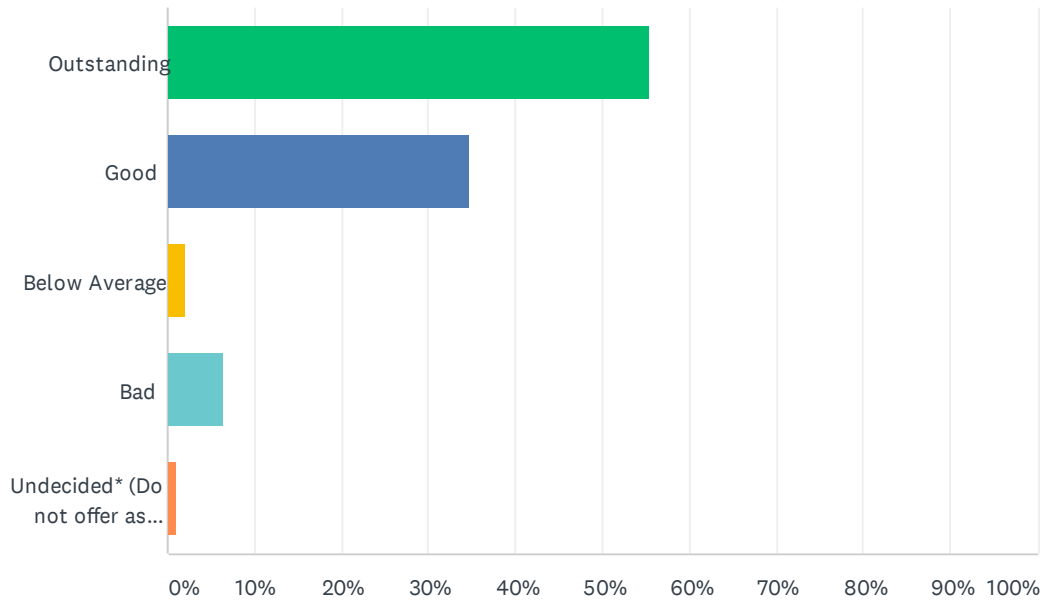
Answered: 92 Skipped: 0



ANSWER CHOICES	RESPONSES	
Democratic	0.00%	0
Republican	100.00%	92
Other* (Do not offer as a choice)	0.00%	0
<b>TOTAL</b>		<b>92</b>

## Q2 How do you feel President Donald Trump has done in his job so far?

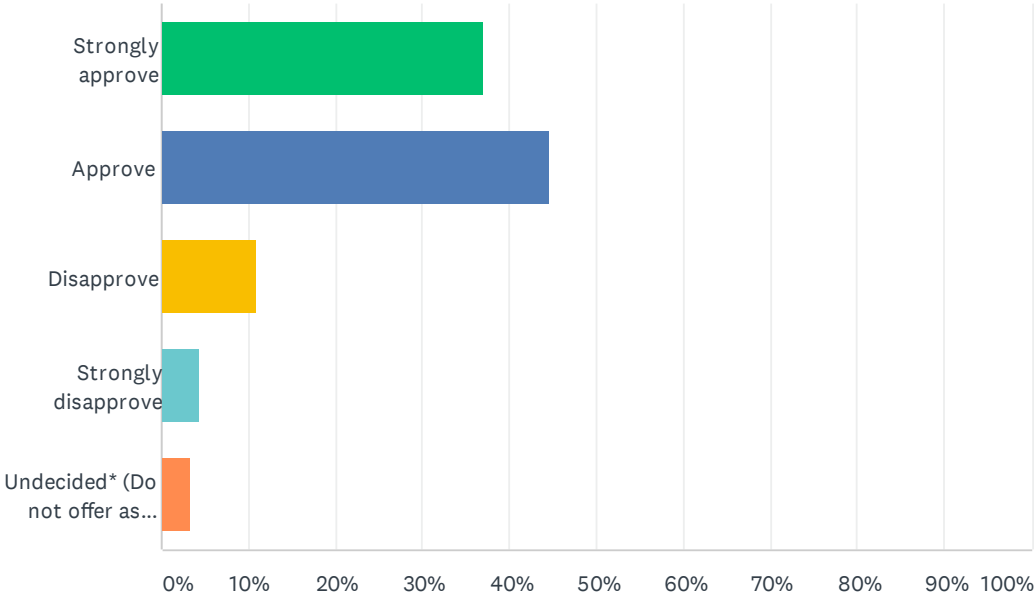
Answered: 92 Skipped: 0



ANSWER CHOICES	RESPONSES	
Outstanding	55.43%	51
Good	34.78%	32
Below Average	2.17%	2
Bad	6.52%	6
Undecided* (Do not offer as a choice)	1.09%	1
<b>TOTAL</b>		<b>92</b>

### Q3 How strongly do you approve or disapprove of President Donald Trump's handling of the COVID-19 pandemic?

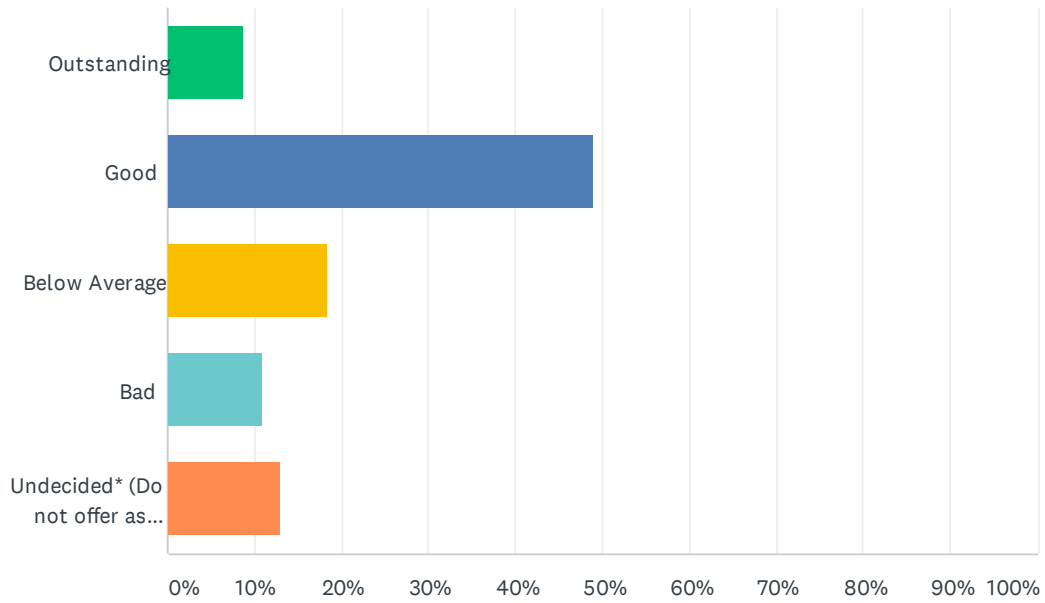
Answered: 92 Skipped: 0



ANSWER CHOICES	RESPONSES	
Strongly approve	36.96%	34
Approve	44.57%	41
Disapprove	10.87%	10
Strongly disapprove	4.35%	4
Undecided* (Do not offer as a choice)	3.26%	3
TOTAL		92

## Q4 How do you feel Kentucky legislators have done their job so far?

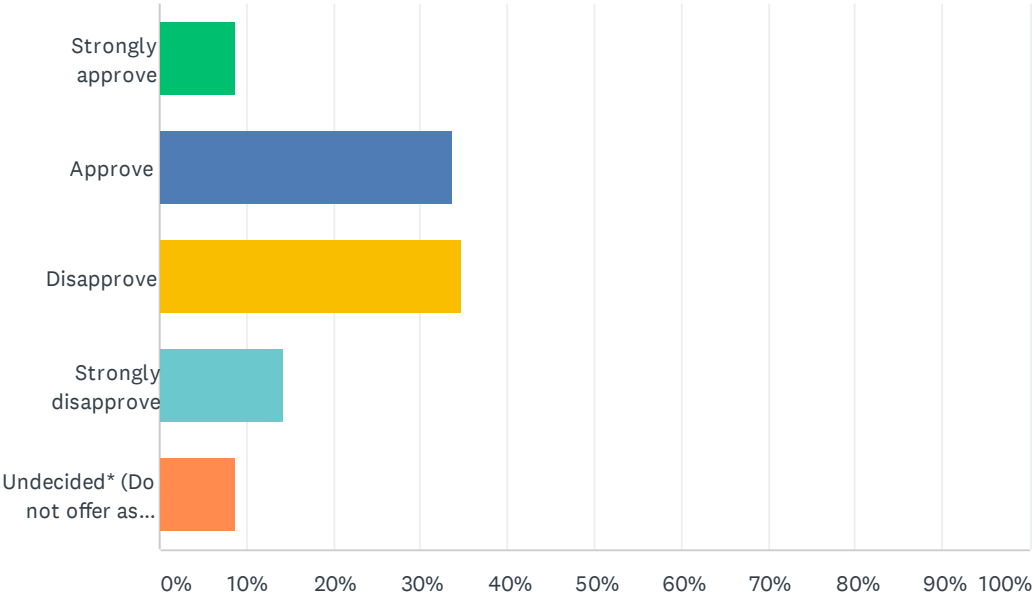
Answered: 92 Skipped: 0



ANSWER CHOICES	RESPONSES	
Outstanding	8.70%	8
Good	48.91%	45
Below Average	18.48%	17
Bad	10.87%	10
Undecided* (Do not offer as a choice)	13.04%	12
<b>TOTAL</b>		<b>92</b>

### Q5 How strongly do you approve or disapprove of Governor Andy Beshear's handling of the COVID-19 pandemic?

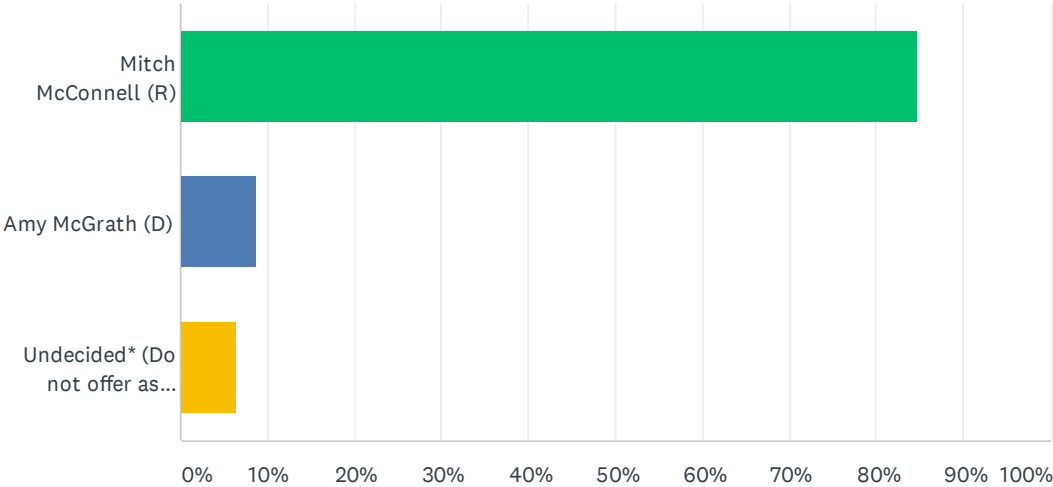
Answered: 92 Skipped: 0



ANSWER CHOICES	RESPONSES	
Strongly approve	8.70%	8
Approve	33.70%	31
Disapprove	34.78%	32
Strongly disapprove	14.13%	13
Undecided* (Do not offer as a choice)	8.70%	8
TOTAL		92

# Q6 If the U.S. Senate election was held today, who would you vote for?

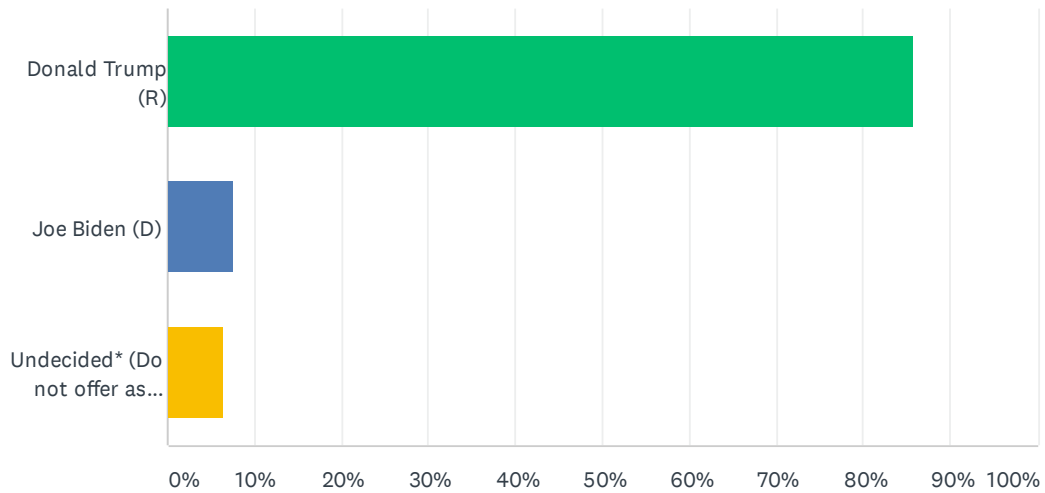
Answered: 92 Skipped: 0



ANSWER CHOICES	RESPONSES
Mitch McConnell (R)	84.78% 78
Amy McGrath (D)	8.70% 8
Undecided* (Do not offer as a choice)	6.52% 6
TOTAL	92

## Q7 If the U.S. presidential election was held today, who would you vote for?

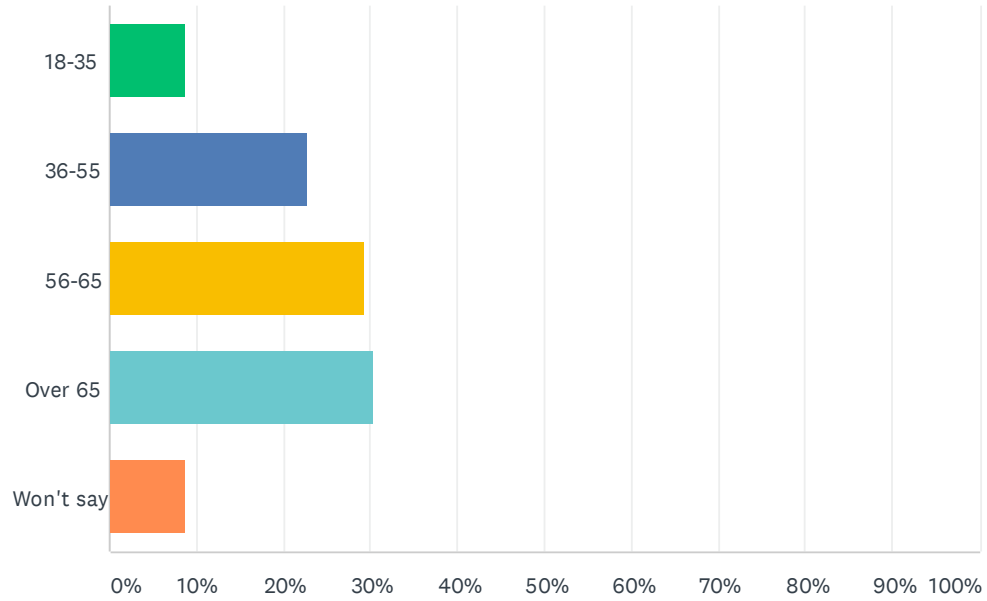
Answered: 92 Skipped: 0



ANSWER CHOICES	RESPONSES	
Donald Trump (R)	85.87%	79
Joe Biden (D)	7.61%	7
Undecided* (Do not offer as a choice)	6.52%	6
<b>TOTAL</b>		<b>92</b>

## Q8 What is your age category?

Answered: 92 Skipped: 0

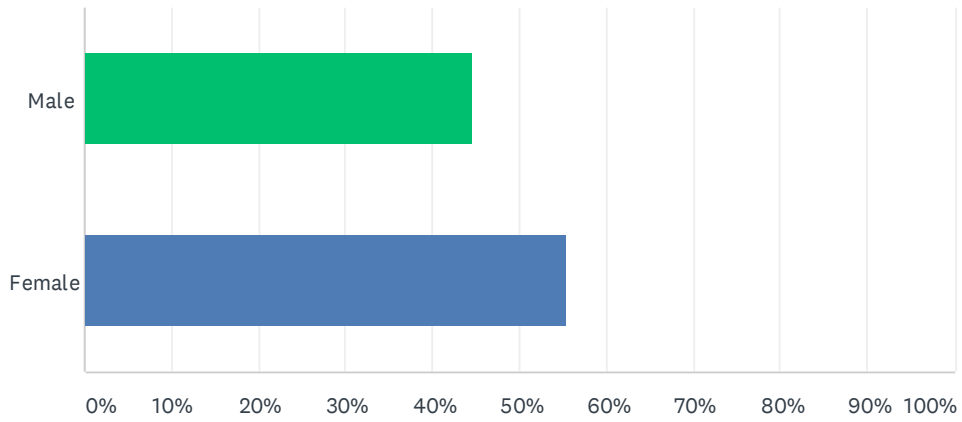


ANSWER CHOICES	RESPONSES
18-35	8.70% 8
36-55	22.83% 21
56-65	29.35% 27
Over 65	30.43% 28
Won't say	8.70% 8
<b>TOTAL</b>	<b>92</b>



### Q9 \* Gender [DON'T ASK - JUST MARK]

Answered: 92 Skipped: 0



ANSWER CHOICES	RESPONSES
Male	44.57% 41
Female	55.43% 51
TOTAL	92

## Q10 Name of person called

Answered: 91 Skipped: 1

## Q11 Phone number of person called (with area code)

Answered: 91 Skipped: 1

## Q12 Your name

Answered: 90 Skipped: 2