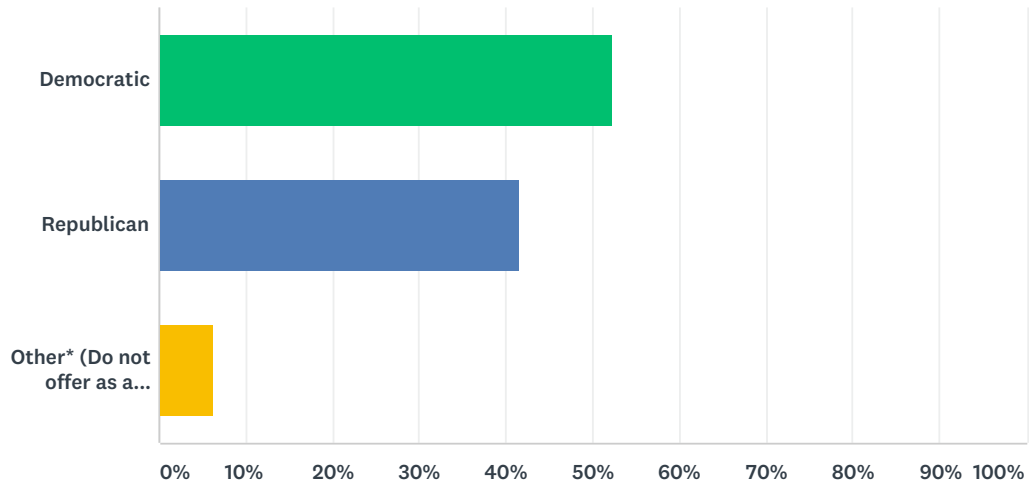


Q1 In what political party are you registered?

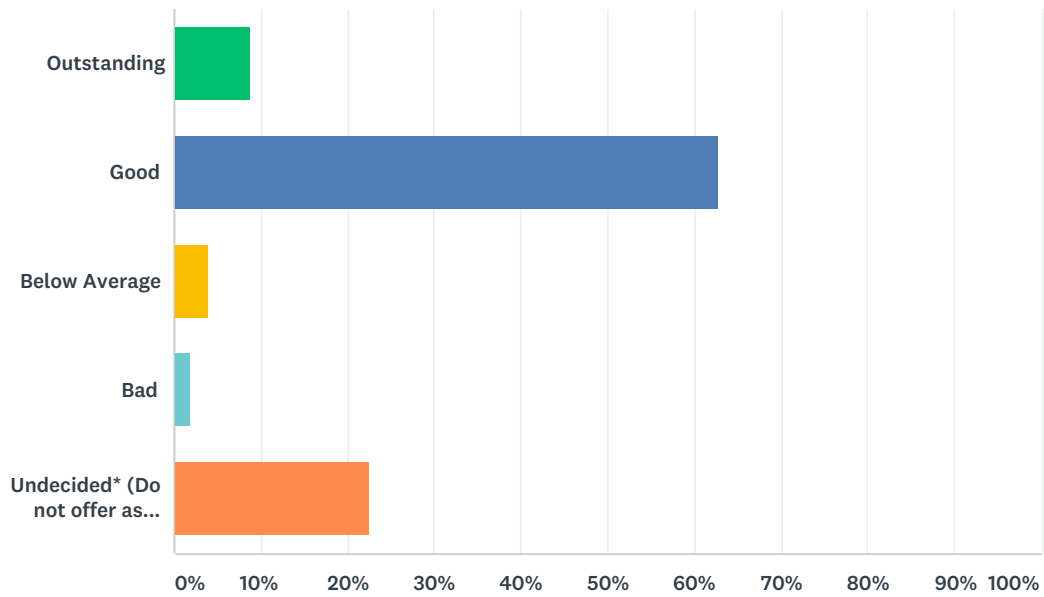
Answered: 178 Skipped: 0



ANSWER CHOICES	RESPONSES	
Democratic	52.25%	93
Republican	41.57%	74
Other* (Do not offer as a choice)	6.18%	11
TOTAL		178

Q2 How do you feel Fayette County Sheriff Kathy Witt has done in her job so far?

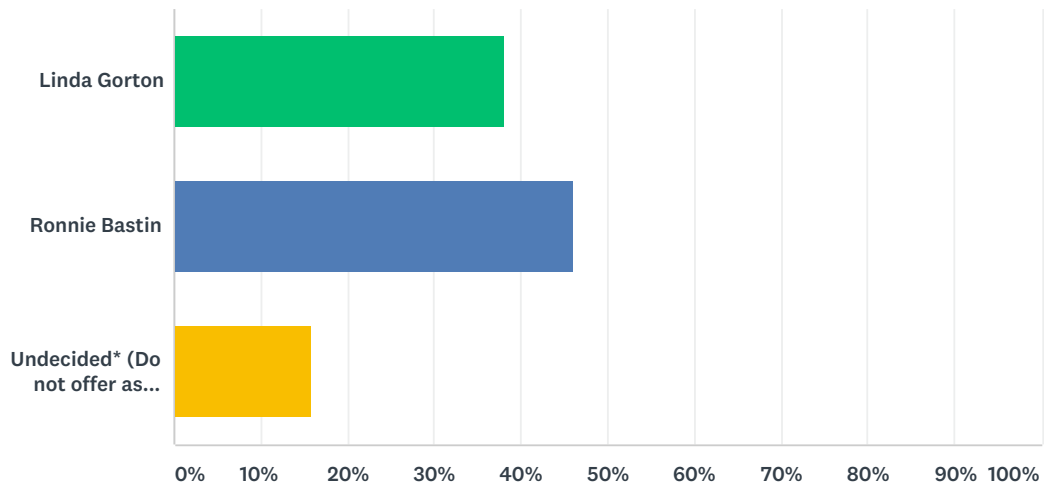
Answered: 102 Skipped: 76



ANSWER CHOICES	RESPONSES	
Outstanding	8.82%	9
Good	62.75%	64
Below Average	3.92%	4
Bad	1.96%	2
Undecided* (Do not offer as a choice)	22.55%	23
TOTAL		102

Q3 If elections were held today, which of the following candidates would you vote for Lexington's Mayor?

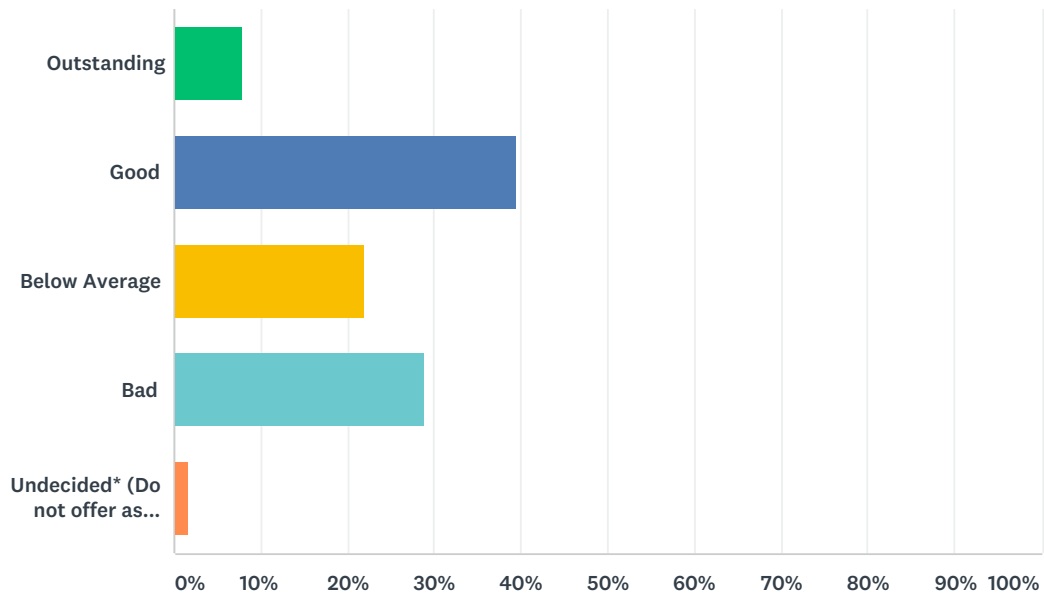
Answered: 100 Skipped: 78



ANSWER CHOICES	RESPONSES	
Linda Gorton	38.00%	38
Ronnie Bastin	46.00%	46
Undecided* (Do not offer as a choice)	16.00%	16
TOTAL		100

Q4 How do you feel Kentucky Governor Matt Bevin has done in his job so far?

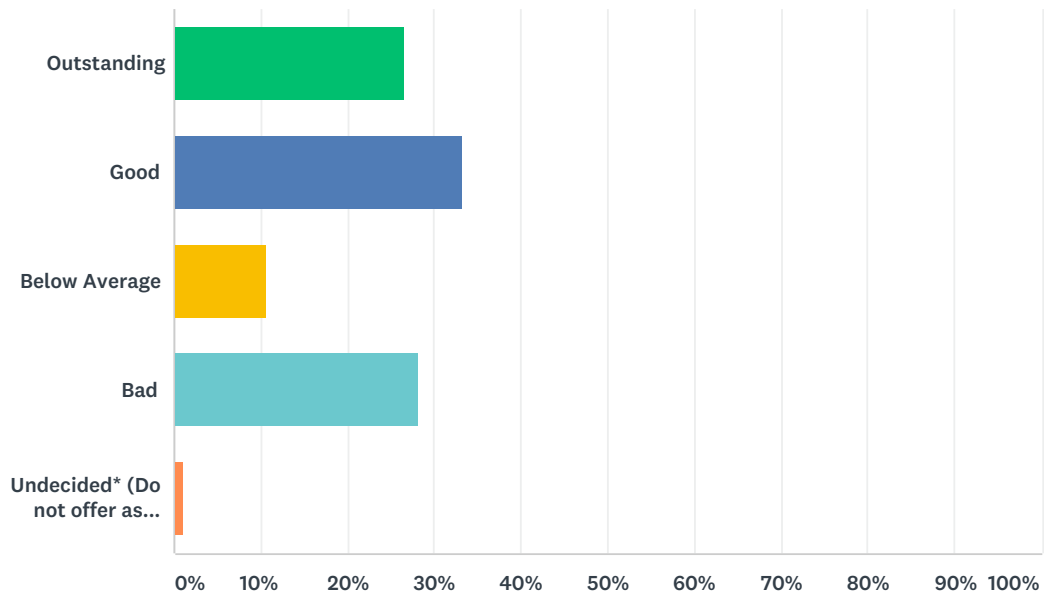
Answered: 177 Skipped: 1



ANSWER CHOICES	RESPONSES	
Outstanding	7.91%	14
Good	39.55%	70
Below Average	22.03%	39
Bad	28.81%	51
Undecided* (Do not offer as a choice)	1.69%	3
TOTAL		177

Q5 How do you feel United States President Donald Trump has done in his job so far?

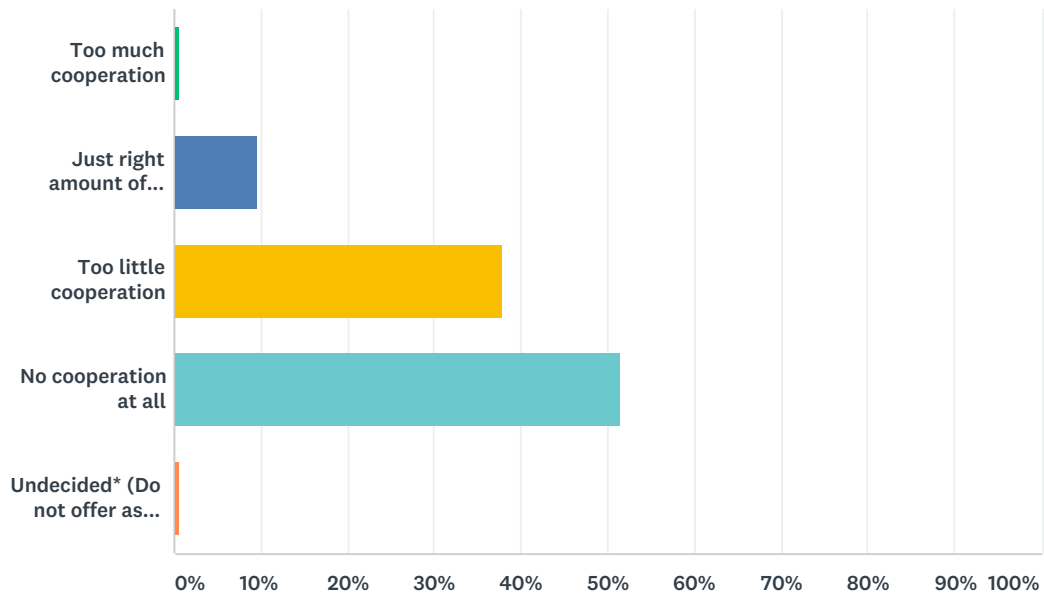
Answered: 177 Skipped: 1



ANSWER CHOICES	RESPONSES	
Outstanding	26.55%	47
Good	33.33%	59
Below Average	10.73%	19
Bad	28.25%	50
Undecided* (Do not offer as a choice)	1.13%	2
TOTAL		177

Q6 How do you feel about the level of cooperation existing between the Democrats and the Republicans in the U.S. Congress?

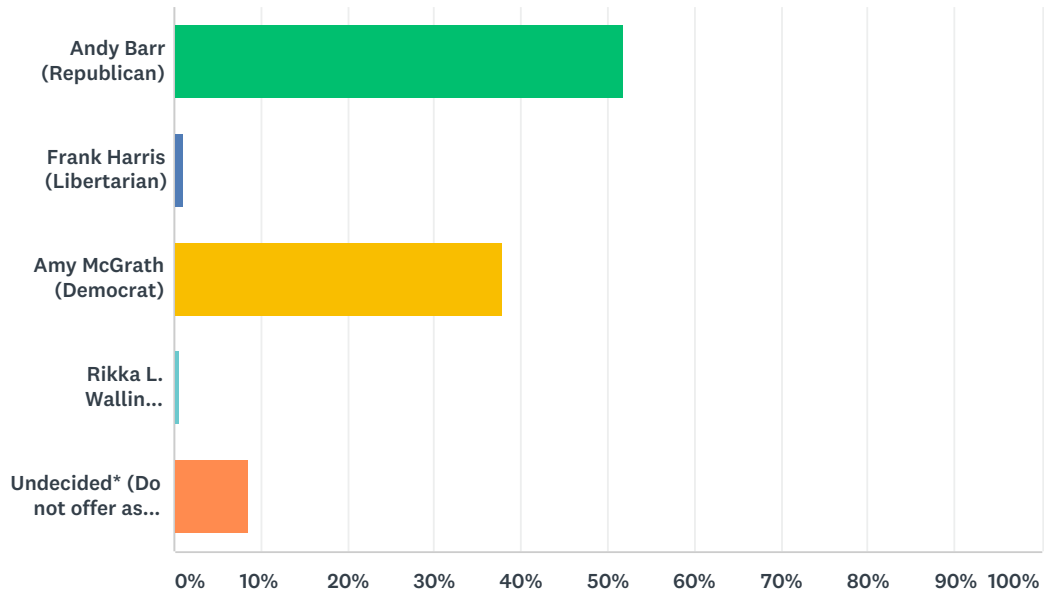
Answered: 177 Skipped: 1



ANSWER CHOICES	RESPONSES	
Too much cooperation	0.56%	1
Just right amount of cooperation	9.60%	17
Too little cooperation	37.85%	67
No cooperation at all	51.41%	91
Undecided* (Do not offer as a choice)	0.56%	1
TOTAL		177

Q7 If elections were to be held today, which one of the following candidates for the sixth district would you vote for?

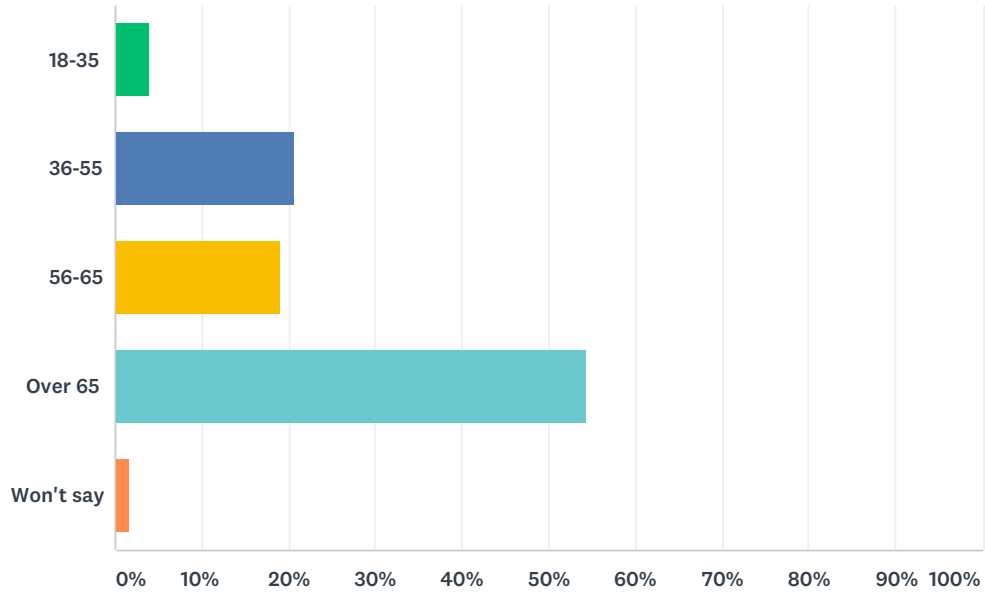
Answered: 177 Skipped: 1



ANSWER CHOICES	RESPONSES	
Andy Barr (Republican)	51.98%	92
Frank Harris (Libertarian)	1.13%	2
Amy McGrath (Democrat)	37.85%	67
Rikka L. Wallin (Independent)	0.56%	1
Undecided* (Do not offer as a choice)	8.47%	15
TOTAL		177

Q8 What is your age category?

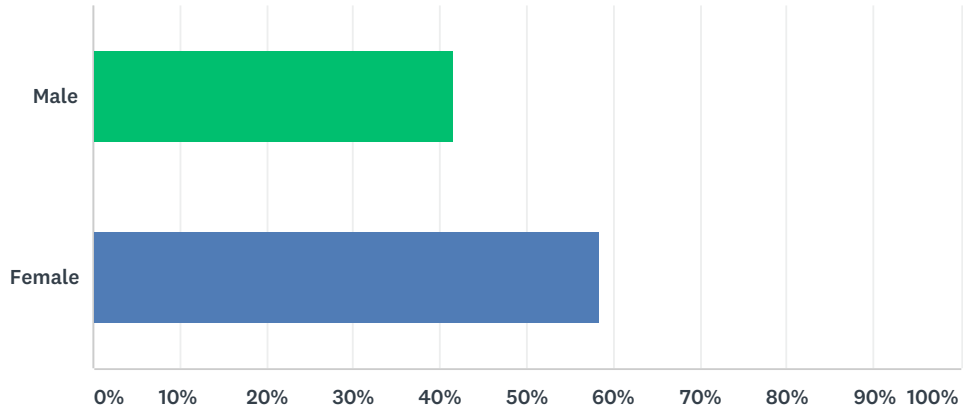
Answered: 178 Skipped: 0



ANSWER CHOICES	RESPONSES	
18-35	3.93%	7
36-55	20.79%	37
56-65	19.10%	34
Over 65	54.49%	97
Won't say	1.69%	3
TOTAL		178

Q9 * Gender [DON'T ASK - JUST MARK]

Answered: 178 Skipped: 0



ANSWER CHOICES	RESPONSES	
Male	41.57%	74
Female	58.43%	104
TOTAL		178

Q10 Name of person called

Answered: 177 Skipped: 1

Q11 Phone number of person called (with area code)

Answered: 177 Skipped: 1

Q12 Your name

Answered: 177 Skipped: 1